



VELTECH HIGHTECH DR. RR & DR. SR ENGINEERING COLLEGE
Old No.24, New No.38, Santhi Sudha, ABM Avenue, R.A.Puram, Chennai - 600 028
BALANCE SHEET AS AT 31ST MARCH, 2015

LIABILITIES	Rs.	ASSETS	Rs.
Capital Fund	14,79,78,359	Fixed Assets	18,44,87,420
Secured Loans	13,50,59,690	Advances & Deposits	11,90,73,709
Advance Fees & Deposits	3,42,37,569	Investments	15,00,000
Sundry Creditors	14,78,538	Cash at Bank	66,65,479
Outstanding Liabilities	1,07,18,142	Cash on Hand	3,03,985
		Group Institutions	1,74,41,705
	32,94,72,298		32,94,72,298


Chennai
09-09-2015


DR. R. RANGARAJAN
CHAIRMAN


R. MAHALAKSHMI
MANAGING TRUSTEE



For SELVAM & SUKU
Chartered Accountants



 Partner

VELTECH HIGHTECH DR. RR & DR. SR ENGINEERING COLLEGE
 Old No.24, New No.38, Santhi Sudha, ABM Avenue, R.A.Puram, Chennai - 600 028
INCOME AND EXPENDITURE ACCOUNT FOR THE YEAR ENDED 31ST MARCH, 2015

EXPENDITURE	Rs.	INCOME	Rs.
To Advertisement	7,42,880	By Fees Collection	25,32,32,147
Books & Periodicals	73,934	Bank Interest	14,60,859
Salary	10,56,76,617	Other Income	74,98,031
Staff & Student Welfare	2,03,42,736		
University & Other Fees	33,52,278		
Rent	49,26,000		
Hire Charges - Vehicle	1,81,70,539		
Canteen expenses	1,46,81,225		
Lab Expenses	16,23,536		
Labour Consultancy Charges	12,000		
Electricity & Water Charges	1,11,67,088		
Postage, Telegram & Courier	46,835		
Printing & Stationery	38,58,062		
Membership & Subscription	3,90,565		
Telephone & Internet Charges	29,56,663		
Travelling & Conveyance	8,66,016		
Audit Fees	5,05,620		
Professional Charges	12,56,622		
Repairs & Maintenance	1,00,61,146		
Vehicle Maintenance	89,52,114		
Rates & Taxes	5,55,368		
General Expenses	18,32,259		
Finance Charges	1,43,93,229		
Depreciation	2,75,13,477		
Excess of Income Over Expenditure	82,34,228		
	26,21,91,037		26,21,91,037

Chennai
09-09-2015


DR. R. RANGARAJAN
 CHAIRMAN


R. MAHALAKSHMI
 MANAGING TRUSTEE



For SELVAM & SUKU
Chartered Accountants


Partner

